

# SCHMIED TOOLS

Semi-Closed Side Plate,  
Flexible Protective Plate,  
Double Self-Locking System.

Flexible buckle adjustment

Reinforced base ensures the stability and durability

Angle adjustable system can satisfy different processing demands by altering the cutting angle



Elaborate  
Manufacture



High-tech  
Product



Environment  
Friendly



Leading  
quality

## CUTTING MACHINE 14"

Model:Schmier PMU-355

Volt/Hz	220V
Watts	2200W
No load speed	1300 RPM
Blade Diameter	355mm
Arbor hole	25.4mm
Net Weight	23kg
Gross Weight	27kg

## CUTTING MACHINE 7"

Model:Schmier PMM-185-01

Volt/Hz	220V
Watts	1400W
No load speed	3800 RPM
Blade Diameter	185mm
Arbor hole	20mm
Net Weight	5.8kg
Gross Weight	7.3kg



官方微信公众号



大象官方网站



ZHUHAI ELEPHANT ABRASIVES CO.,LTD.

Fuxi Industrial Qianshan Zhuhai Guangdong China  
电话:+86-756-8521313 E-mail:info@eleabrasives.com  
传真:+86-756-8521452 网址:www.eleabrasives.com



# SCHMIED TOOLS **REVOLUTION**





# SCHMIED TOOLS **REVOLUTION**


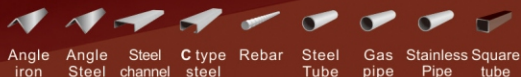
- Low temperature cutting
- high efficiency
- Safety No spark
- High durability

**SLOW SPEED OF REVOLUTION CUT-OFF SAW**


Super thin cut-off blade



APPLICATION ▶▶




**No spark, Burr-free**  
High-precision cutting for metal




- 5 times efficiency than Resin bonded abrasive discs
- Milling rather than cutting
- Low cutting point temperature (below 80°C)
- Burr-free, no cutting debris, no burn mark.

## SUPER THIN KERF SAW BLADE BRINGS **THREE** ADVANTAGES



### FAST CUT

Reduces cutting resistance with unique design in thin kerf and saw body. It brings smooth & sharp cut, and improves workability at job site.



### LONGEVITY

Adopting the newest grade Cermet Tips, which outperforms in wear resistance. It makes lifetime longer dramatically.



### EXCELLENT STRAIGHT RUNNING CUT

Unique tooth geometry (wide and shallow pocket) is efficient in making a balance on the blade and improving stability in straight running cut.

